

# Quick-Guide to edec web

Google: [e-dec web \(admin.ch\)](https://e-dec-web.admin.ch)

Or Link: <https://e-dec-web.ezv.admin.ch/webdec/main.xhtml>



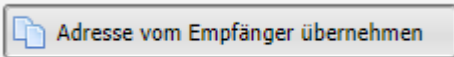
change language by clicking

The screenshot displays the 'Importzollanmeldung erstellen' (Create import customs declaration) button, which is circled in blue. To its right, the language selection dropdown is also circled in blue, showing 'Deutsch | Français | Italiano'. Below the main navigation, the 'Empfänger' (Recipient) form is visible, with fields for 'Name', 'PLZ', 'Stadt', and 'Empfänger UID / TIN' highlighted in yellow. The left sidebar shows a tree view with 'Importzollanmeldung' expanded to 'Kopfdaten' > 'Adressdaten' > 'Empfänger'.

**Importeur** = address of recipient at the booth / seller -> Gallery-Name + Name of Booth and Number and address of the booth's place in Basel.

**Empfänger** = same as "Importeur" or If the artwork is sold to a Swiss resident customer, fill in the address of your customer.

**Zollanmelder** = normally the same address as "Empfänger", possible to copy



or Name of the Person that is writing this declaration





**Zahlungsverkehr** = The way you want to pay.

If you are paying with Cash or Creditcard, choose "Barzahler" and check the box  Barzahler .

Zollanmeldung      Warenposition      Hilfe

Abbrechen    Speichern    Übersicht    Senden    Hinzufügen    Löschen    Navigation

Importzollanmeldung

- Kopfdaten
  - Adressdaten
    - Empfänger
    - Importeur
    - Zollanmelder
    - Versender
  - Zahlungsverkehr**
  - Angaben zur Zollveranlagung
  - Transportdaten
- Positionsdaten
  - Warenposition 1

Importzollanmeldung > Kopfdaten > **Zahlungsverkehr**

**Zahlungsverkehr**

Barzahler

Konto Zoll \*

Konto MWST \*

MWST-Nr

MWST-Zusatz

Rechnungswährung \*





**Warendefinition** = Description of the goods, Artwork with Name of Artist, Year of making, Title. If presented with a list, Number of Artworks and general description

**Warendefinition**

Warenbezeichnung \*

Warennummer \*  Sie im [Tares](#)

Informationen, welche Warennummer Sie verwenden müssen, erhalten Sie im [Tares](#)

Schlüssel

Zollbegünstigungscode

---

**Verfahren / Statistik**

Handelsware \*   Ausbesserung

Veranlagungstyp \*


**Warennummer** = Tariff-Number by the Harmonised System, see [www.tares.ch](http://www.tares.ch) or Link in the App

Tariff number	RC	CRKC Text
<b>XXI</b>		<b>WORKS OF ART, COLLECTORS' PIECES AND ANTIQUES</b>
<b>97</b>		<b>Works of art, collectors' pieces and antiques</b>
9701		Paintings, drawings and pastels, executed entirely by hand, other than engravings, prints and lithographs, and similar decorative plaques:
		- of an age exceeding 100 years:
9701.2100		-- paintings, drawings and pastels
9701.2200		-- mosaics
9701.2900		-- other
		- other:
9701.9100		-- paintings, drawings and pastels
9701.9200		-- mosaics
9701.9900		-- other
9702		Original engravings, prints and lithographs:
9702.1000		- of an age exceeding 100 years
9702.9000		- other
9703		Original sculptures and statuary, in any material:
9703.1000		- of an age exceeding 100 years
9703.9000		- other
9704.0000		Postage or revenue stamps, stamp-postmarks, first-day covers, postage stamps, and similar items:
9705		Collections and collectors' pieces of archaeological, ethnographic, zoological, botanical, mineralogical or numismatic interest:
9705.1000		- collections and collectors' pieces of archaeological, ethnographic or historical interest:
		- collections and collectors' pieces of zoological, botanical, mineralogical or numismatic interest:
9705.2100		-- human specimens and parts thereof
9705.2200		-- extinct or endangered species and parts thereof
9705.2900		-- other
		- collections and collectors' pieces of numismatic interest:
9705.3100		-- of an age exceeding 100 years
9705.3900		-- other
9706		Antiques of an age exceeding 100 years:
9706.1000		- of an age exceeding 250 years
9706.9000		- other

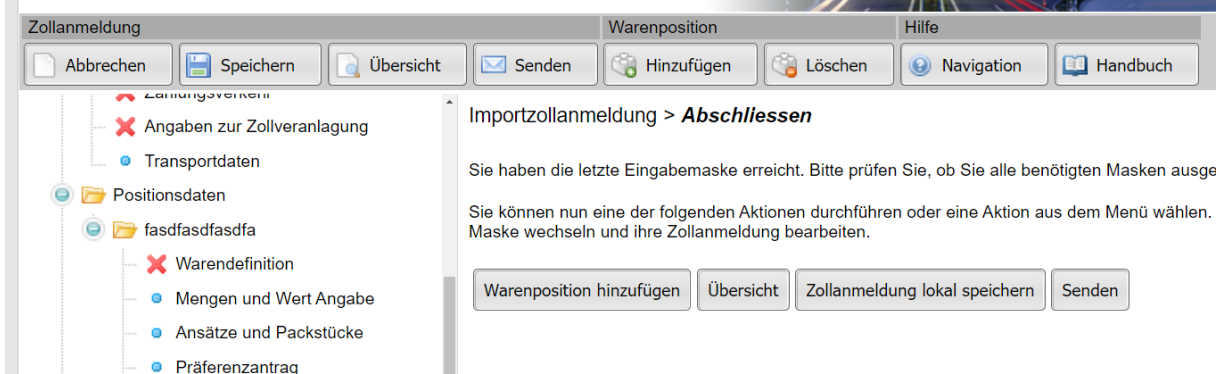




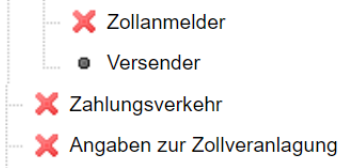
## Troubleshooting:

You can access to further informations about every point in the Application by clicking 

At the end, you will be prompted to send your declaration to our system via “senden”. If some positions were not filled out correctly, you will be informed by a red cross in the section with a failure.



### Example of failure:



By clicking on the section, the boxes with a failure are highlighted by a red label. This label is clickable and will indicate (if clicked) the source of the failure to you by a textbox.

